

Corporate Grants report 2017 - 2018

Executive Portfolio Holder: Cllr Sylvia Seal, Leisure and Culture
Strategic Director: Netta Meadows, Strategy and Commissioning
Service Manager: Helen Rutter
Lead Officer: David Crisfield – Third Sector and Equalities Co-ordinator
Contact Details: Helen.rutter@southsomerset.gov.uk or 01963 435012

Purpose of the Report

1. To inform members of the overall spend awarded on voluntary sector grants in 2017/2018

Public Interest

2. Our successful grants programme supports voluntary and charitable organisations, not-for-profit groups, parish or town councils and other organisations with ideas to improve local quality of life. This can include anything from covering the cost of hiring a room/pitch or equipment to help to start new activities, to creating or improving local recreation facilities and refurbishment of community halls and meeting.

Recommendation

3. That members note the report.

Background

4. Each year SSDC supports a wide range of voluntary and community sector organisations through both on-going partnership funding (via Service Level Agreements) as well as one-off grants. Area Community Grants are agreed by either the Area Development Team Lead and Ward Member(s) or the Area Committees, and District-Wide funding by District Executive. This report details the community grants awarded for the financial year 2017/2018 and not the final payment made, which can vary due to project costs being reduced and therefore payment being less. South Somerset District Council award community grants on a % basis of the final project value ensuring that it pays the minimum funding necessary for a project to succeed thus representing value for money.

Total grant funding for 2017/2018

5. Table 1 below provides a breakdown of the total number and value of grants awarded by SSDC in 2017/2018.

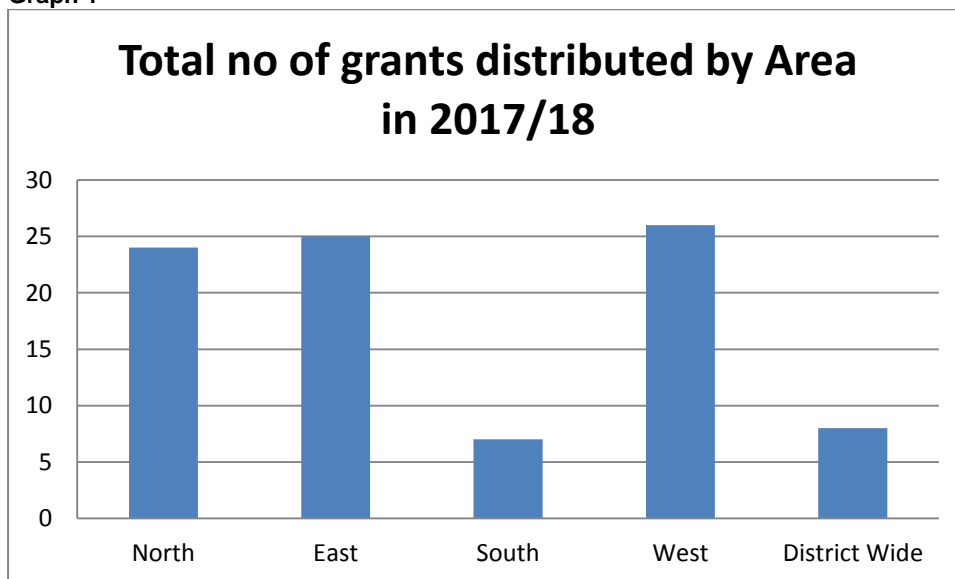
Table 1

	Total no of grants awarded	Total £ amount of grant awarded
Area Community grants (Area Development & Community Leisure)	82	149,870
District Wide Voluntary Sector funding (SPARK & SSCAB)	2	195,990
District Wide Funding for Health & Well-being – Arts (Action Track, Take Art, Somerset Art Works & Somerset Film)	4	18,000

District Wide Equalities & Diversity funding (Access for All)	1	9,000
District wide Community Health & Leisure Youth Development funding (Somerset Rural Youth Project)	1	8,000
TOTAL	90	380,860

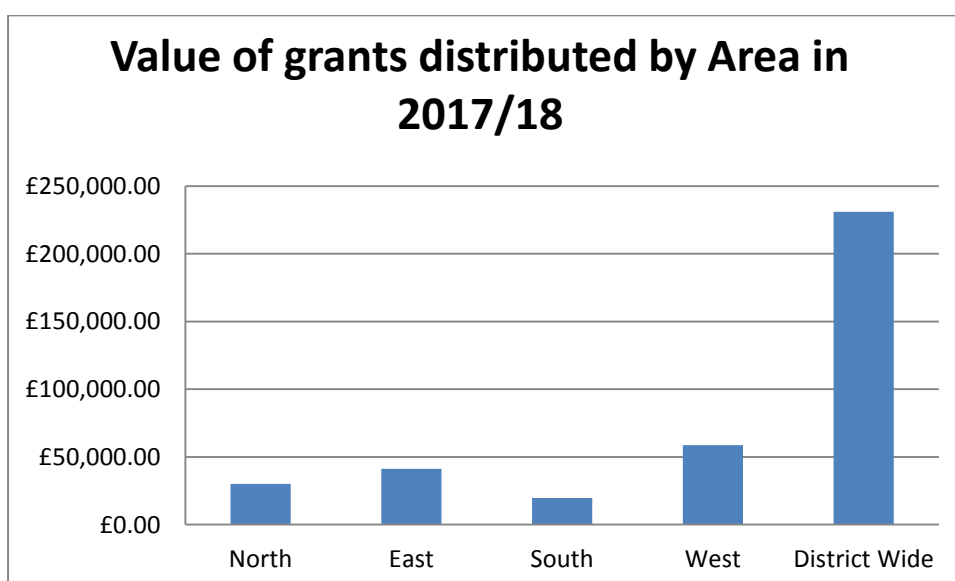
6. Graph 1 below shows the number of community grants (by area) and districtwide grants awarded in 2017/2018.

Graph 1



7. Graph 2 below shows the total value of the community grants (by area) and districtwide awarded in 2017/2018.

Graph 2



Grant funding comparisons - 2017/2018 against 2016/2017

8. In 2017/18 grants of over £10,000 were awarded for 2 community facility projects.

Table 2

	2016/2017		2017/2018	
	Total no of grants awarded	Total £ amount of grant awarded	Total no of grants awarded	Total £ amount of grant awarded
Area Community grants (Area Development & Community Leisure)	67	157,716	82	147,790
District Wide Voluntary Sector funding (SPARK & SSCAB)	2	195,990	2	195,990
District Wide Funding for Health & Well-being – Arts (Action Track, Take Art, Somerset Art Works & Somerset Film)	4	18,000	4	18,000
District Wide Equalities & Diversity funding (Access for All)	1	9,000	1	9,000
District wide Community Health & Leisure Youth Development funding (Somerset Rural Youth Project)	1	8,000	1	8,000
TOTAL	75	388,706	89	380,860

Area Community grants

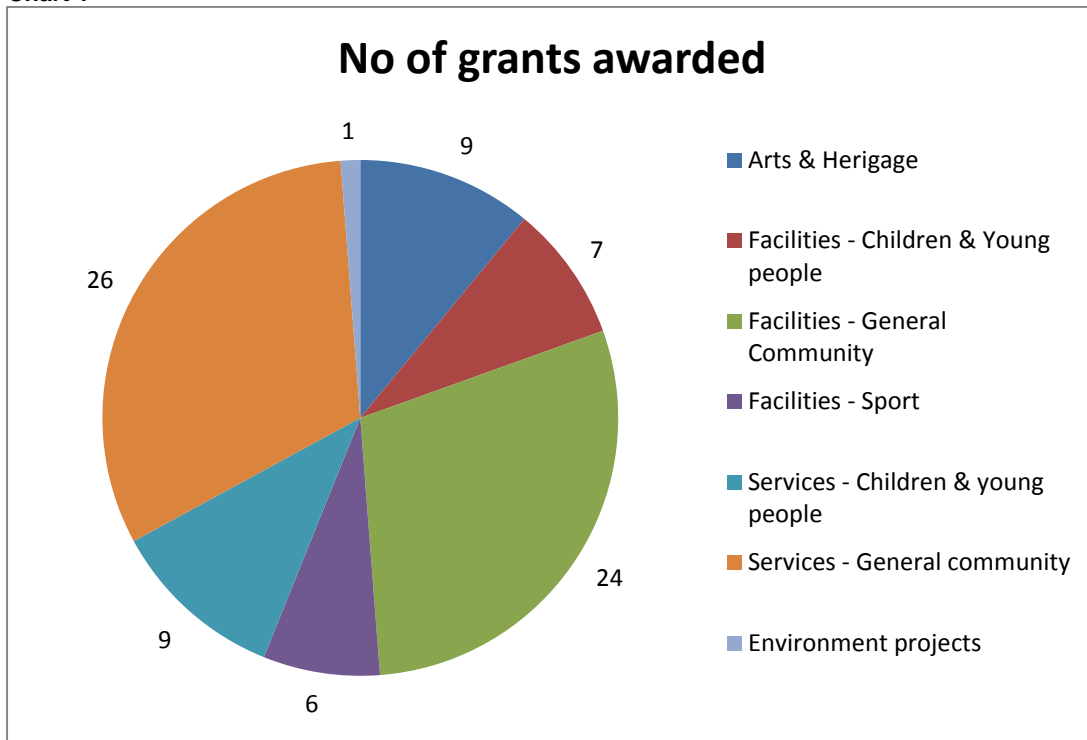
9. The total project costs supported from the Area community grants budget was **£757,829** indicating that for every **£1** invested, **£5** of external funding is secured for the voluntary sector and community projects in South Somerset. Community grants are either for one-off grants or funding agreed under a Service Level Agreement.

Table 3

By Area	Total no of grants awarded	Total £ awarded	Total £ project costs	% awarded against project costs	Total £ Parish & Town council contribution
North (35 parishes)	24	30,149	201,511	15	114,414
East (38 parishes)	25	41,190	248,755	17	42,126
South (9 parishes)	7	19,735	70,173	28	7,500
West (33 parishes)	26	58,796	237,390	25	32,671
	82	149,870	757,829		196,711

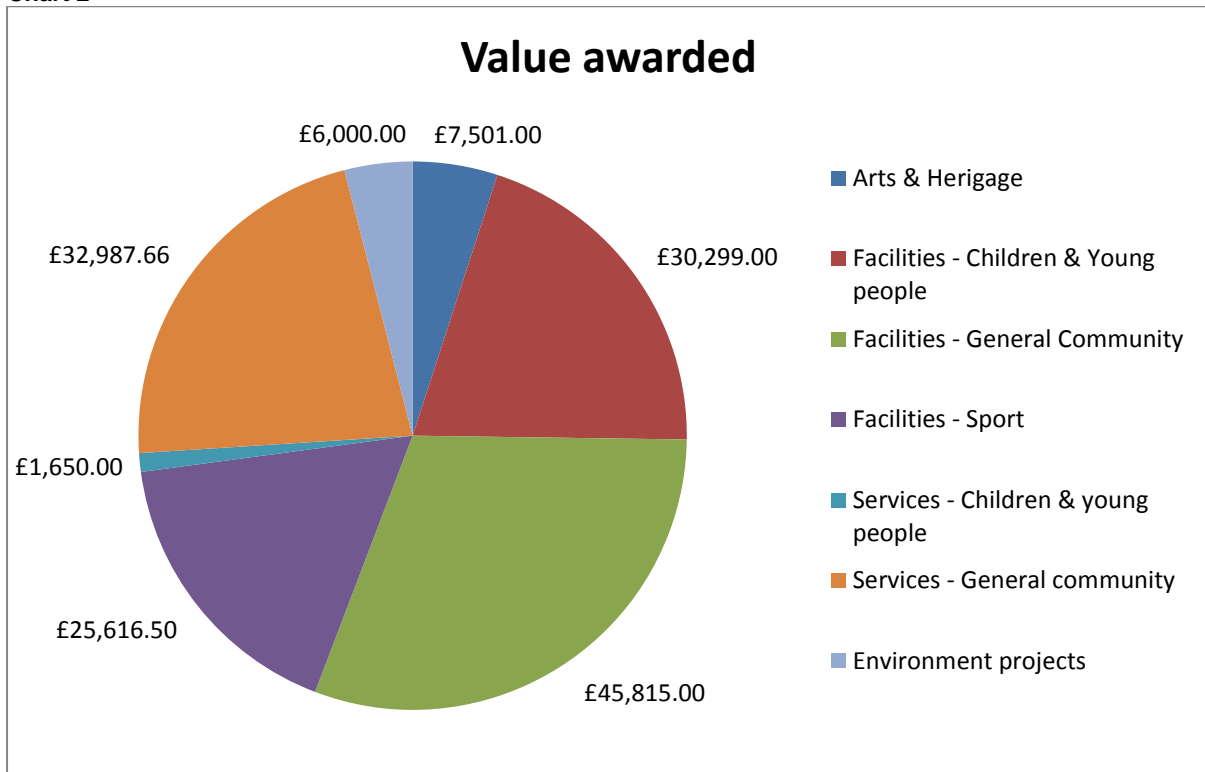
10. Chart 1 provides a breakdown of the total number of grants awarded across the areas in 17/18, by theme:

Chart 1



11. Chart 2 provides a breakdown of the total £ funding awarded across the areas in 17/18, by theme:

Chart 2



District wide funding

- Service Level Agreements awarded - £74,260 to SPARK, £121,730 to Citizen Advice South Somerset (CASS) and £8,000 to Somerset Rural Youth Project (SRYP).
- SSDC supports SPARK and CASS to ensure that both voluntary organisations and people across South Somerset are able to access free, impartial and expert advice; to deliver services to some of the people most in need and to meet a range of objectives in our Corporate Plan.
- SSDC works in partnership with SRYP to provide additional services for young people aged 11-25 in rural Somerset. SRYP provides stimulating things to do and places to go, target those who are disadvantaged and encourage positive contributions and supporting choices for young people living in rural areas of South Somerset.
- The 2017/18 annual performance data for Somerset Rural Youth Project was presented to members at the March 2018 District Executive meeting in support of the request for funding in 2018/19.
- The 2017/18 monitoring data for SPARK and CASS was presented to members at the February 2018 District Executive meeting in support of the request for two-year funding for 2018/20.

Funding for Health & Well-being (Arts organisations)

- Four Arts organisations (Actiontrack, Take Art, Somerset Art Works & Somerset Film) were awarded Service Level Agreements amounting to £18,000.
- The 2017/18 annual performance data for Actiontrack, Take Art, Somerset Art Works and Somerset Film was presented to members at the March 2018 District Executive meeting in support of the request for funding in 2018/19.

Equalities & Diversity funding

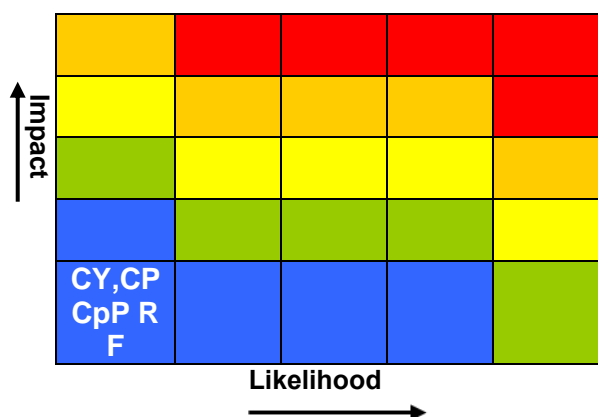
- Service Level Agreement awarded - £9,000 to Access for All to provide specific services and expertise and ensures compliance with our Public Sector Equality Duties under the Equality Act 2010.
- The 2017/18 annual performance data for Access for All was presented to members at the February 2018 District Executive meeting in support of the request for two-year funding for 2018/20.

Financial Implications

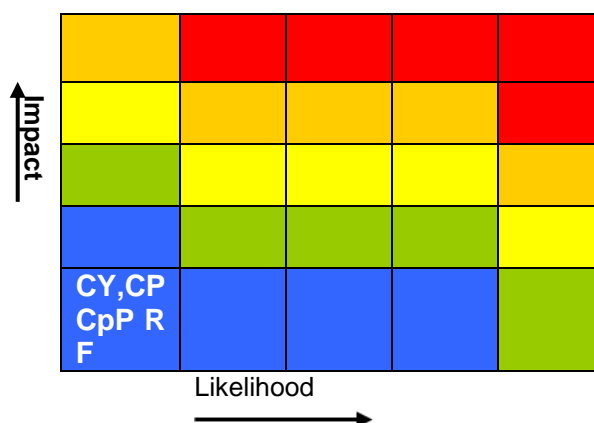
None for this report.

Risk Matrix

Risk Profile before officer recommendations



Risk Profile after officer recommendations



Key

Categories	Colours (for further detail please refer to Risk management strategy)
R = Reputation	Red = High impact and high probability
CpP = Corporate Plan Priorities	Orange = Major impact and major probability
CP = Community Priorities	Yellow = Moderate impact and moderate probability
CY = Capacity	Green = Minor impact and minor probability
F = Financial	Blue = Insignificant impact and insignificant probability

Council Plan Implications

Funding the Voluntary and Community Sector through its various grants programmes helps the Council deliver on the following values and priorities in the 2016-21 Council Plan:

Values

- Supporting people and communities, enabling them to help themselves
- Working with partners to improve services, efficiencies, resilience and influence priorities

Priorities

- High Quality Cost Effective Services
 - Work with partners to achieve economies, resilience and influence
- Economy
 - Capitalise on our high quality culture, leisure and tourism opportunities to bring people to South Somerset
- Environment
 - Support communities to develop local, parish and neighbourhood plans.
- Health and Communities
 - Support communities so that they can identify their needs and develop local solutions
 - Target support to areas of need
 - Help people to live well by enabling quality cultural, leisure, play, sport & healthy lifestyle facilities & activities

- Work with partners to tackle health issues such as diabetes and hypertension
- Help keep our communities safe

Carbon Emissions and Climate Change Implications

If community facilities are not provided close to where people live or shop, traffic movements and traffic congestion will increase with subsequent increases in carbon emissions.

Equality and Diversity Implications

None from this report.

Privacy Impact Assessment

N/A

Background Papers

- District-wide Strategic Grants Proposal for two-year funding agreements with Access for All, CASS and SPARK 2018-2020 - DX report February 1st 2018;
- District-wide voluntary sector grants 2018/19 DX report 1st March 2018;
- Area Committee grant reports.